



**2026-2027**

# **Outdoor Lighting**





## Company profile

Lord Benex International Co., Ltd., was established in Taiwan in 1992, it is a sophisticated company that has been developing and building up customers based on the idea of innovative and environmentally friendly product development as well as the broader scope of experienced international trading. We have devoted ourselves to the studying, researching, designing, testing and manufacturing of LED related energy saving products such as Dynamo Torches, Solar Power Lights , Bike Lights, Camping Lantern and Headlamp for outdoor activities and the innovative high power Home Lighting for indoor as well. All of the enthusiasm has pushed us always one step ahead of others as one of the leading company in this field.

Bearing the“4P-Product, Price, Place, Promotion & 5W/IH- Where, What, When, Why, Which and How” concept in mind, Lord Benex has been reinforcing on connections to customers by improving the human resources and efficiency to satisfy their needs. Our accurate vision and short, long term development plan has been bringing us to a stable growth each year which always kept abreast with the developments of times and led the company well survived in the business jungle.

During the past years, the rapid change of LED development has drawn our attention to the fact that broader range of the traditional lamps are likely to be replaced by LEDs because of the improved power efficiency, brightness and lower cost in which we believe the LEDs will soon be generally applied in every way for families, buildings or constructions throughout the world. For such great demands being created, we, Lord Benex, of course would like to make our effort into the upcoming evolution of illumination which has been set as our core business for the next decade since 2008.

**Overthrow the Tradition.**  
**Rein in the Future.**  
**Create the brand new joyfulness of Night Ride.**



<https://www.lordbenex.com>








## StVZO 22A, TA 23

### K-Mark

>1H Power Consumption- 20Lux / 10M  
Beam Profile  
Color Measurement  
No Flashing

Plane at 10m



RED: BENEX'S PERFORMANCE  
BLUE: STANDARD OF STVZO 22A, TA 23



### LATERAL VIEW-

Avoid to offend the eyes of incoming riders



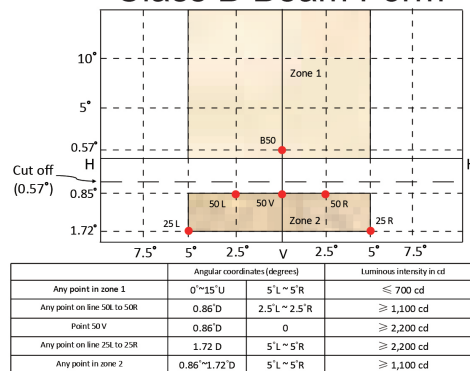
## ECE REGULATION CLASS B

### E-Mark

#### R113

Futuristic Design  
LED E-Bike front light  
45km / h E-BIKE

### Class B Beam Form



Low Beam Min. Light Value 350Lm Max.Light Value-1000Lm



## Low Beam



Photo taken from the StVZO light beam of bike light

### Light beam at near distance



### VERTICAL VIEW-

1-10m light beam's efficiently scattered over the roadside



## Mobile Current

1. Extend the Runtime.
2. Smooth beam intensity adjustment.



## ZOOM Tec.



Reflector + Convex Lens = TIR  
Optical Efficiency- 90% ~ 92%  
Nr.20 2011 004 474.2



## Simulated Radar Light

Radar simulated detection, clear light signal to the cars behind.  
Auto detection and warning to the cars behind.



## Power Energy Sever Control (PESC Tech.)

Auto Max Power Restoration  
Max. beam intensity would always be held while the power capacity at the level over 60%.



## Smart Brake Tech.

Auto Brake Attraction System (SMBrake Tech.)



## Auto ON / OFF

Auto light off when bike parked.  
Auto light on when bike being cycled.



## Daylight

Auto ON in daytime, to be seen while cycling.



## Speed Tech.

Beam intensity adjustment according to your cycling SPEED, the faster you go  
The brighter you have.

## G-Tech.



## Uphill / Downhill

Auto adjustment of beam angle for cycling at Uphill or Downhill



## Curves

Beam reinforcement for cycling at Curves



## Standlight

Light is still on for 4Min.while bike stopped.



## Low / High Beam

Auto low beam off when the light beam from the oncoming cars being detected



## Power Management

Perfect power management between the Dynamo Light and  
Dynamo hub to reduce the Pedal loading.

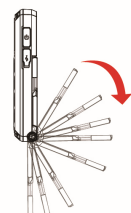
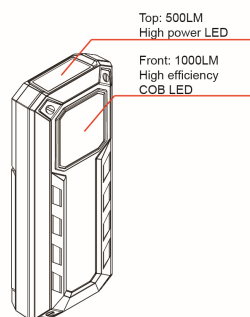


## 1000Lm Multifunction COB LED Slim Work Light with super bright torch light

Rech. Batt. 3600mAh

ET-1318 1000LM

1. The compact and ultra-slim design makes the lights comfortable to carry and use.
2. Strong magnetic base - Our rechargeable work light comes with Built-in strong magnet, which make it can be firm stay on car or any other metal surface.
3. Utility Hook design - The back of the worklight has a foldable hook, can hang the worklight in the position that needs also can fold receive, save a space. The hook design allows the work lamp to be hang on objects such as tents use as camping light.
4. Portable & light weight - This work light is designed for multi-purpose, perfect for indoor and outdoor activities, It give you wild applications for home, car repair, camping, hunting, fishing, DIY, reading, etc.



**5 IN 1 CLIP**

5 In 1 Clip design  
5-in-1 clip offers adjustable stand, multi-angled Grip, strong magnet, hook and adjustable clip applications. Hook and magnetic base make the work light has a wider range of application. And you can put it in any place.



**Magnetic back design**  
The magnetic design on the bottom makes it easy to pick up the metal surface & free your hands.



**Focus beam - High power led**  
Top high-power LED can be used as a flashlight for narrow work areas.

Magnetic back



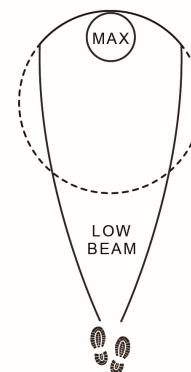
## Clip to Fit Running light

Rech. Batt. 660 mAh

ET-1332 250LM

Rech. Batt. 480 mAh

ET-1332-C 150LM



1. Adjustable clip to fit different kinds of caps



Clip to fit



Adjustable Clip

2. Fashionable and perfectly fitted to your cap. Hidden concealed design to clip it under the brim of cap securely.



Perfectly fitted to your Hat

3. Close to forehead by means of the lever and the gravity of light on the cap to keep the light from sagging or swaying.




Well balance to your Hat


4. The unique optical design offers the light beam spreading evenly from tiptoe to the far distance. Let the user not afraid to take every step forward.



Clear illumination to the road surface



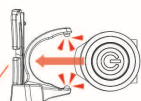
## HEADLAMP



ET-1317-D & ET-1317-DR : Red COB

## LED Headlamp

1. All in One: work as a headlight when mounted on the head, belt or bracket, becomes a torch or camping lantern when on its own.
2. 400LM Focused Main Light is built in with another soft and smooth COB broad beam, multifunctional features as ONE instead of MANY, convenient and easy to carry.
3. Compact design with ultra brightness high value.



Easy & Safe !!



## Dual Light

ET-1317 Headlamp + Torch ( Camplight & Worklight )



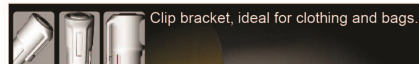
ET-1317-D Red COB

## Dual Light

ET-1317-R Headlamp + Torch ( Camplight & Worklight )



ET-1317-DR Red COB



Clip bracket, ideal for clothing and bags.



Spot beam

Flood beam(COB)



Small & Compact

## Torch

ET-1317-T Torch ( Camplight & Worklight )



## Torch

ET-1317-RT Torch ( Camplight & Worklight )



## HEADLAMP



WORK LIGHT



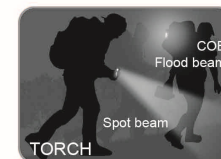
HEADLIGHT



BIKE LIGHT



CAMP LIGHT



Switch to the Spot / Flood beam, adjustable lighting according to different needs.



Magnetic tail cap design easy attach to any metal surfaces for maintenance



Work as bike light, easy to switch to focused / COB flood light for various scenarios



Clip on the torch is designed to go on belt, bag or strap

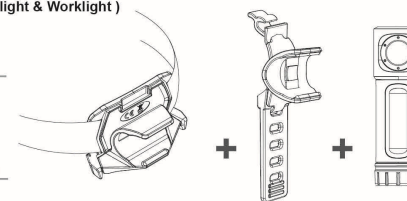
## Utility Light

Headlamp + Bike light + Torch ( Camplight & Worklight )

ET-1317-FB



ET-1317-RFB



Headlamp Bracket & Head Strap

Bike light Bracket

Torch Camplight Worklight



Headlamp



Bike light



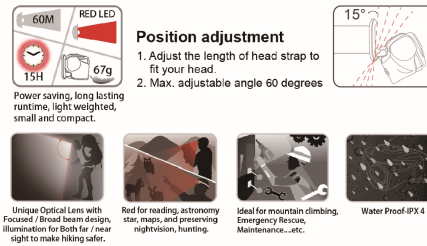
Torch Camplight Worklight



Headlamp which is powered by Both dry batteries and rechargeable battery. It runs on AAA batteries, which means that you can easily double – or triple – the burn time by simply bringing more batteries. Well-balanced, thanks to the remote battery pack on the back-- The ergonomic back plate is designed to hold the battery steady on the back of your head. Multi-beam lighting adapts to a wide variety of situations.



ET-1328 comes with the rechargeable battery and is also compatible with three AAA / LR03 batteries (not included).



450 Lumens Headlamp.  
Unique Optical Lens with Focused / Broad beam design, illumination for Both far / near sight to make hiking safer.  
Red for reading, astronomy star, maps, and preserving nightvision, hunting.  
Great for hiking, DIY, Repairing, Reading, Camping,...etc.  
A Sturdy, Pivoting mount with 60 degree adjustable the light easily.  
Clear, soft, evenly light beam.  
Small, light weight, compact, elegant headlamp.



### 450LM Eagle-Eye Headlamp

Rech. Batt. 1200 mAh

ET-1312

The light is clear and soft, evenly distributed.  
Light, compact, elegant, dynamic.  
3 x AAA Batteries included.  
Low power dissipation and wide view angle -  
Ideal for overnight hiking, trekking, camping,  
trail running, care repair, changing tires,  
boating, dog walking, etc.



### 500 Lumens Wide-Angle COB LED Headlamp

ET-1327

White COB LED

ET-1327-D

White / Red COB LED

## LED Headlamp

Exclusive design for mountain climber.



Ultra-bright and lightweight: 500 lumens at only 60 g.

1. Visual comfort, giving high-performance lighting for outdoor activities: proximity vision, movement and distance vision.
2. Intuitive and convenient to use: Ease of use, with a single button providing control over all functions: ON / OFF, lighting modes, brightness.
3. Detachable, washable headband.



### 6W 500Lm Spot / Flood Beam LED Headlamp

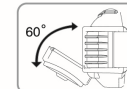


### 300Lm Mist Radiance LED



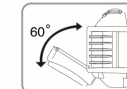
ET-0238

### 250Lm Multicolor



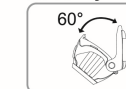
ET-0239

### 300Lm LED MINI



ET-9109

### 1.7W Cycloper



ET-9110

### 1W Evening Sra





## NEW HEADLAMP



Max Beam

Flood Beam

Red Beam

NEW

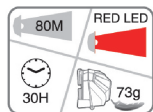
700 LM

ET-1326-HD

ET-1326-HE

ET-1326-HM

Patented --  
Benex offers an innovative mounting system  
-- ingenious simplicity and simply ingenious.



Power saving, long lasting runtime, light weighted, small and compact for long distance illumination.



Easily switch to Spot / Flood / Red Beam illumination for reading, astronomy stars, maps, and preserving night vision for hunting



Ideal for mountain climbing, Emergency Rescue, Maintenance....etc



ET-1327-CD

### Headlamp / Magnetic Work Light

ET-1326-HM 700LM

### Hardhat Headlamp / Magnetic Work Light

ET-1326-HE 700LM

300 LM

### Headlamp / Magnetic Work Light

ET-1327-CM 300LM

### Hardhat Headlamp / Magnetic Work Light

ET-1327-CE 300LM



ET-1327-CE



ET-1327-CM

## NEW HEADLAMP



NEW

ET-1337-D

650 LM

ET-1336-D

700 LM

ET-1337-M

ET-1336-M

Headlamp/Magnetic Work Light

Patented --  
Benex offers an innovative mounting system  
-- ingenious simplicity and simply ingenious.



Headlamp/Magnetic Work Light



ET-1337-E




Hardhat Headlamp/Magnetic Work Light



ET-1336-E



Type-C  
Rechargeable battery



Max. adjustable angle 60 degrees.




The strong magnet base



Emitting red soft light.

## Advanced LED Optical zoom series



Reflector + Cinvex Lens=TIR  
Optical Efficiency-90%~92%



## LED Spotlight

Rechargeable Version

Adjustable multi-angle position as a Work light.


Exclusive patented zoom technology, easy and convenient to adjust short and long-range illumination

The size and distance of the illumination area can be adjusted as you like, suitable for engineering maintenance, military and police search for emergency rescue, mountaineering expedition.

Aluminum lamp body provides excellent fall, crush and impact resistance.

Patent Lens: reflector, convex and TIR.

Settings: High, mid, low, blinking.



Max. LED Output 2100LM

Distance  
530M

ET-0818

Position of multi-angled Grip

18W LED Zoom Spotlight  
LI-Night-Hunter ANSI 1500LM

## LED Spotlight

Battery Version

CREE  
LEDsMax. LED Output  
600LMDistance  
280M

10W AR-Night Hunter

ET-0811

ANSI 550LM

## LED Spotlight

Rechargeable Version

Max. LED Output 908LM

Distance  
520M

10W VI-Night Hunter

ET-0817-H

ANSI 700LM

Multi-angled Grip

CREE  
LEDsMax. LED Output  
600LMDistance  
280M

10W GE-Night Hunter

ET-0813

ANSI 550LM

Max. LED Output 900LM

Distance  
510M

8W LE-Night Hunter

ET-0816-H

ANSI 700LM

Multi-angled Grip

Max. LED Output 770LM

Distance  
510M

8W CA-Night Hunter

ET-0815-H

ANSI 700LM

Multi-angled Grip

Max. LED Output 660LM

Distance  
510M

10W TA-Night Hunter

ET-0812-H

ANSI 600LM

Multi-angled Grip

ANSI FLL STANDARD	Light output	Max. runtime	Peak beam intensity	Beam Distance	Impact Resistant	Water Proof	SIZE	WEIGHT (Batt. Incl.)	POWER SOURCE
ET-0811	550LM±20%	13H±20%	20000CD	280M±20%	1M	IPX-6	146x86x180mm	498g (Batt. not incl.)	4pcs x "C" Batteries (Batteries not included)
ET-0813	550LM±20%	13H±20%	20000CD	280M±20%	1M	IPX-6	146x86x180mm	469g (Batt. not incl.)	4pcs x "C" Batteries (Batteries not included)
ET-0812-H	600LM±20%	10H±20%	80000CD	510M±20%	1M	IPX-6	146x86x180mm	560g	"18650" 3.7V / 3600mAh Lithium Batteries 1800mAh x 2pcs
ET-0815-H	700LM±20%	6H±20%	80000CD	510M±20%	1M	IPX-6	137x80x173mm	383g	"18650" 3.7V / 1800mAh Lithium Batteries x 1pc
ET-0816-H	700LM±20%	6H±20%	80000CD	510M±20%	1M	IPX-6	150x100x188mm	530g	"18650" 3.7V / 1800mAh Lithium Batteries x 1pc
ET-0817-H	700LM±20%	6H±20%	68000CD	520M±20%	1M	IPX-4	152x112x192mm	676g	"18650" 3.7V / 3600mAh Lithium Batteries 1800mAh x 2pcs
ET-0818	1500LM±20%	10H±20%	72000CD	530M±20%	1M	IPX-6	146x101x196mm	752g	3.7V / 5400mAh Lithium Rechargeable



NEW



Benex's Power-Drive is a patented module technology. Energy achieves energy-saving through ECO frequency conversion, and exceeds brightness performance!



100 LM

150 LM

200 LM

500 LM

700 LM

1100 LM

1500 LM

ET-0991

ET-0992

ET-0993

ET-0994

ET-0995

ET-0996

ET-0997

## Power-drive Flashlight Series

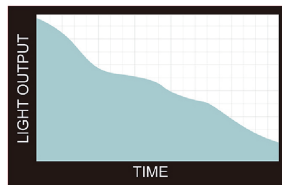
Dry battery

### PATENTED MODULE TECH.

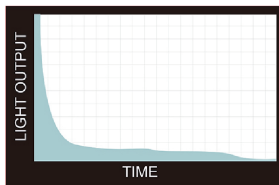
Benex's Power-Drive provides more light with longer run time than any other comparable flashlight.



FLOOD TO SPOT



BENEX



Other

NEW



3000 LM



**ET-0970-U Ultra-bright LED FLASHLIGHT** - Focus/Flood beam



1000 LM



Powered by either dry batteries  
or rechargeable battery.



OR



**ET-0967 Hybrid Luminate 1000LM** - Focus/Flood beam

### Hybrid Luminate Series



ET-0991

08-1305

ET-0967

100 LM

135 LM

1000 LM

### Rechargeable Luminate Series



ET-0968

ET-0969

ET-0970-OU

ET-0970-O

500 LM

1200 LM

3000 LM

3000 LM

## Wide and Easy to Use

Whether you're cycling, running, jogging, walking your dog, camping, trekking, care repair, changing tires, boating, hiking or skateboarding, our safety lights will keep you safe and secure.

And it's also easy to use, you just need to mount to your bicycle or hook it onto your belt, running gear, reflective vest, backpack, bags, dog collars, harnesses, or your clothing.

Even you can mount on your helmet, wheelchair, skateboard, scooter, stroller, bike trailer, or anywhere you can imagine.



## COB SAFETY LIGHT (RED)

Steady→Breathing→Fireworks→  
Heartbeats→Pulse→Blinking→  
Press 0.8s to turn Off

ET-1330-B ET-1330-D ET-1330-K

## OPTIONS:

**ET-1330-B**  
+ Bike Bracket




**ET-1330-K**  
+ Bike Bracket



**ET-1330-D**

+ Bike Bracket  
+ Head Strap  
+ Armband Strap



## COB SAFETY LIGHT (WHITE)

Steady→Breathing→Fireworks→  
Heartbeats→Pulse→Blinking→  
Press 0.8s to turn Off

ET-1331-B ET-1331-D

## OPTIONS:

**ET-1331-B**  
+ Bike Bracket



**ET-1331-D**

+ Bike Bracket  
+ Head Strap  
+ Armband Strap



## LED SILICON SAFETY LIGHT

ET-1322-W

ET-1322-R

ET-1322-WR

ET-1322-2WR

ET-1322-2WRB


Stay visible and safe while performing outdoor activities. For camping, or at the park. Safety lights are great for runners, joggers, hikers, campers, trekkers, cyclists, students, and anyone involved in activities such as running, hiking, camping, trekking, care repair, changing tires, boating, dog walking, etc.



## High-brilliance white LED


Clip On to Stay Safe and Be Seen at Night.

After dark, just push the button to use a safety light and that will illuminate your walking path and alerting motorists.



## RED LED

Warning Light High Visibility for Running, Jogging, Walking, Cycling; Protective Gear for Children, Adults and Pets.



Hikers, campers, trekkers

Bicycle Trailer

Dog Walking

Runners, joggers

## Clipcap LED Light



ET-1320

**MR. Q LED Cap Light**  
Size: 38.5 X 33 X 25 (mm)  
2pcs X CR2032 3.6V/ 210mAh  
Ultra-thin & Lightweight (15g)



ET-1321

**Gizmo LED Cap Light**  
Size: 43 X 30.7X 25 (mm)  
2pcs X CR2032 3.6V/ 210mAh  
Ultra-thin & Lightweight (17g)



ET-1320-B

**MR. Q LED Cap Light**  
W/Silicon Resin Band  
Tie the silicon Resin band to the handlebar as well as to other objects.



ET-1321-B

**Gizmo LED Cap Light**  
W/Silicon Resin Band  
Tie the silicon Resin band to the handlebar as well as to other objects.

ET-0195

## Static Eliminator Keychain

Size: 69 x 28 x 21mm  
180pcs / ctn, 3.9 / 9.5kgs / 2.3'  
3 x LR41 batteries



ET-0196

## Static Eliminator Keychain

Size: 67 x 23 x 20mm  
180pcs / ctn, 3.2 / 9.5kgs / 2.6'  
3 x LR41 batteries



ET-2115

Shell  
2 in One Ambient Light

LED: Osram 0.5W LED x 2pcs  
Power Source: 3pcs x "AAA" Batteries  
Size: 111.4 x 69 x 40mm  
Product Weight: 73g



ET-1601

## Olympian

LED Lantern RGB & Torch

Size: 64 x 64 x 214mm  
3Pcs x 1.5V "AA" batteries  
Product Weight: 133g



ET-0701

## Touchsmart Torch

Super bright 0.5W LED ≈ 10pcs #5LED.

Size: 104 x 37 x 27mm  
1Pc x 1.5V "AA" batteries  
Product Weight: 74g



Panel-Touch-Control to switch Front light and side lights



PT-0140

## Wing Cooler

Size: 470 x 290 x 370mm  
Open: 930 x 470 x 370mm  
1 pcs / ctn, 7.7 / 8.7kgs / 2.1'  
Cooling: 12H / Capacity: 18.6L

1. Multi Function Rolling Cooler Picnic Camping Outdoor With Table & 2 Chairs.
2. It Is Perfect For A Trip To The Beach, A Trip To The Park, Or A Backyard Party.
3. Features Large, Wide Wheels And A Trolley Handle, Which Make It Easily Transportable.
4. The Sides Unfold To Create A Perfect Picnic Table And Includes Two Folding Stools.





### Bonfire Lantern



ET-0283-C



#### Lantern W/ Power Bank

- Size: 74x74x228mm
- 2pcs x Rech. LI-Ion 18650 / 2200mAh Batteries
- 4pcs x "AA" Batteries

ET-0283



ET-0283-B

Lidea®



ET-0289-1

ET-0289-U1

ET-0289-1A



### ELF SOFT LED Portable Lamp

1. Simple stylish design by rubber material, as soft as the baby skin.
2. Jelly-like material smoothly performs the light filled with warm atmospher.
3. Ergonomic wide and comfortable handle, easy carry, indoor or outdoor wherever.
4. Hidden power switch, multiple activation by hand, adjust the light intensity instinctively.



ET-0289



### ELF

#### SOFT LED Portable Lamp



Hidden power switch, multiple activation by hand, adjust the light intensity instinctively.



Ergonomic wide and comfortable handle, easy carry, indoor or outdoor wherever.



Product Size: 100x100x252 (mm)

Light Source: Warm LED

Power Source: 4 x "AA" Batteries



ET-0284

#### SolarCamp Lantern

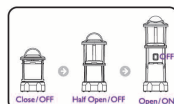
- Size: 104x99x230mm
- LRD "AA" x 3pcs Batteries
- Ni-MH 3.6V / 300mAh Battery x 1pc
- Polycrystalline Silicon
- 40x50mm 5V/36mA



ET-0288-C

#### 3W LED Camping Lantern

- Size: 77x77x117mm
- 4pcs x "AA" Batteries



ET-0285W

ET-0285Y

ET-0286W



#### Litee Fairy Camping Lantern

- Size: 110x110x238mm
- 3pcs x "AA" Batteries

### Luna Portable LED Lamp

- 4 Ways Vibration power control
- Rechargeable batteries
- Spray Resistance

Size: 199x199x352.7(mm)  
Ni-MH "AA" 1.2V/2000mAh x3pcs  
Input : 100-240V/50/60Hz,  
Output : 5.0V/1.5A



ET-2202-R



### Luna Portable LED Lamp

- 4 Ways Vibration power control
- Rechargeable batteries
- Spray Resistance

Size: 199x199x352.7(mm)  
Ni-MH "AA" 1.2V/2000mAh x3pcs  
Input : 100-240V/50/60Hz,  
Output : 5.0V/1.5A



ET-2201-R



NEW OUTDOOR LIGHT OVERVIEW

Code	Images	Battery type	LM	Runtime (Hours)	PATENT IC LitEngine (TMAX)	Weight(g)	Size Dia.x.Length(mm)
07-8940		AAA*2	200	4.5~7.5	✓	27	16.3mm x 132mm
07-8635		AA*2	200	3~22.5		44.5	22mm x 130mm
08-0438		AAA*1	18	11.5		23	19mm x 84.5mm
07-6484		AA*2	500	3.5~36	✓	74	25mm x 153mm
07-9783		AAA*3	400	4~8.5		78	27mm x 112.5mm
07-8941		AAA*2	20	75		21	13.6mm x 135mm
07-9611		AAA*3	450	2~8.5		89	34mm x 104.5mm
08-0440		AAA*1	18	11.5		23	19mm x 84.5mm
07-8657		AA*1	150	5~16.5	✓	37	20mm x 90mm
07-8658		AA*2	353	6.5~29	✓	55	20mm x 141mm
08-0011		AA*2	600	0.7~23.5	✓	89	29mm x 164mm
07-9798		AA*3	420	2~18	✓	100	46mm x 45mm
07-8646		AA*3	1350	4~80	✓	315	51.4mm x 257mm
08-0958		AA*3	800	1~18.5		148	42mm x 110mm
07-6483		AA*1	250	3.5~16.5	✓	58	25mm x 102mm
08-0012		AAA*3	500	1~8.5	✓	99	35mm x 102mm
08-0996		AA*3	1100	2.5~31	✓	265	50mm x 159mm
08-1305		AA*1	135	4.2~6.2	✓	38	20mm x 90mm

Code	Images	Battery type	LM	Runtime (Hours)	PATENT IC LitEngine (TMAX)	Weight(g)	Size Dia.x.Length(mm)
07-8942		AAA*2	20	75		21	13.6mm x 135mm
08-0993 UV LIGHT		AAA*2	375 ± 5m	32	✓	47	16mm x 143mm
SLIDE FOCUS		AA*2	175	7~29		51	27mm x 136mm
08-0992 UV LIGHT		AAA*2	375 ± 5m	32	✓	47	16mm x 143mm
08-1333		AAA*3	650	2.5~36		72	67mmx49mmx42mm
08-1345		AA*1	265	3.5~21.8	✓	57	27mm x 105.5mm
08-1346		AA*2	555	3.1~38.6	✓	70	27mm x 156mm
08-1347		AA*2	700	0.7~17.5	✓	118	34mm x 173mm
07-8628		AA*1	100	7.5	✓	35	110~170mm x 22x22mm
ET-1318		18650 1800mAh*2 Rechargeable	1000	1~3		243	56x26x148mm
ET-1328-R		3.7V/1800mAh*1 Rechargeable	500	4~30		133	68x33x42mm (headlamp) 78*36*33mm (Battery pack)
ET-1328		1000mAh*1 Rechargeable (included) or AAA*3(not included)	500	2~9		133	68x33x42mm (headlamp) 108*36*33mm (rechargeable battery pack)
ET-0995		AAA*3	700	7.5		166	40*158
ET-0991		AAA*1	100	5	✓	22	16.2*88
ET-0993		AAA*2	200	10	✓	27	16.2*133
ET-0992		AA*1	150	15	✓	50	28*119
ET-0996		AA*3	1100	8.5		299	50*198
ET-0994		AA*2	500	10	✓	62	26.8*152
ET-0997		D*3	1500	22	✓	417	56*290
ET-0970		Li-Ion 3.7V 2500mAh	3000	25	✓	352	51*232
ET-0998		Li-Ion 3.7V 2600mAh	600	10	✓	334	40*472



# 2026-2027

## Outdoor Lighting

